

数据

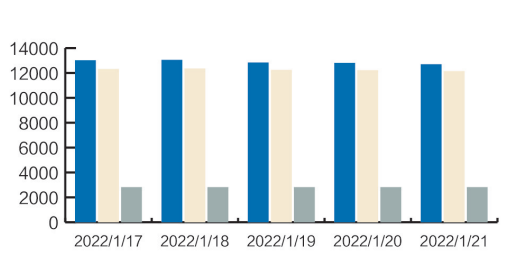
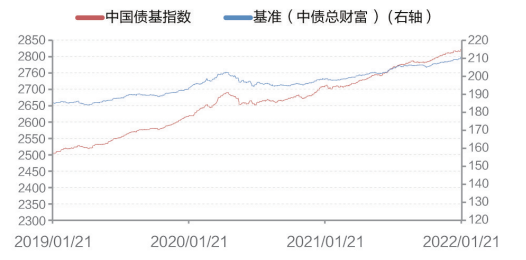
中国基金报-上海证券 开放式主动管理基金系列指数

中国股基指数 收报 12698.2874 较前周 -168.5812 周涨跌幅 -1.31% 较基准 -0.42个百分点

中国混基指数 收报 12140.9117 较前周 -70.774 周涨跌幅 -0.58% 较基准 +0.43个百分点

中国债基指数 收报 2822.645 较前周 +6.9808 周涨跌幅 +0.25% 较基准 -0.33个百分点

上周各交易日收盘点位 中国股基指数 中国混基指数 中国债基指数



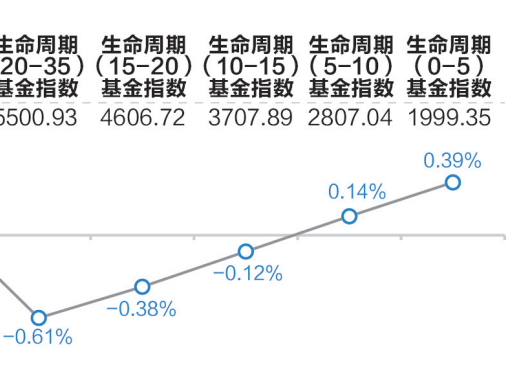
公募基金排行榜

Table with columns for Stock Funds, Mixed Funds, and Pure Bond Funds, listing fund names and their percentage increases.

Table with columns for Subordinated Debt Funds and QDII Funds, listing fund names and their percentage increases.

Table with columns for Subordinated Debt Funds and QDII Funds, listing fund names and their percentage increases.

中国年金指数及生命周期系列指数表现



本周开始发行新基金

Table listing new funds starting this week, including fund names, start dates, end dates, and trustees.

今年以来业绩领先基金

Table listing top-performing funds since the start of the year, categorized by Stock, Mixed, and Pure Bond funds.

今年以来业绩领先基金

Table listing top-performing funds since the start of the year, categorized by Subordinated Debt and QDII funds.

注:QDII基金数据截至1月20日,其他基金数据截至1月21日。

上周发行成立新基金一览

Table listing newly issued and established funds last week, including fund names, issue amounts, subscription days, and fund types.

三年期业绩领先基金

Table listing top-performing funds over the last three years, categorized by Stock, Mixed, and Pure Bond funds.

三年期业绩领先基金

Table listing top-performing funds over the last three years, categorized by Subordinated Debt and QDII funds.

五年期业绩领先基金

Table listing top-performing funds over the last five years, categorized by Subordinated Debt and QDII funds.

ETF资金流动风向标

Table showing ETF fund flow indicators, including fund names, share changes, inflows, and price changes.

主动偏股基金十年期40强

Table listing the top 40 active equity-biased funds over a ten-year period.

债券型基金十年期20强

Table listing the top 20 bond funds over a ten-year period.

ETF资金流动风向标

Table listing the top 20 active equity-biased funds over a ten-year period.

本版数据整理:张燕北